

INSTALLATION INSTRUCTIONS

1

CHOCK WHEELS, RAISE EMPTY BED

Set Dump-Lok on truck frame, pushing firmly so the top and bottom plates make full contact

2

PLACE SAFETY CHAIN AROUND FRAME

Place chain around frame or cross member. Slide chain through key slot hole and tighten/lock chain.

3

REPEAT STEPS

Repeat steps 1-2 for opposite side of truck.

4

LOWER DUMP BED

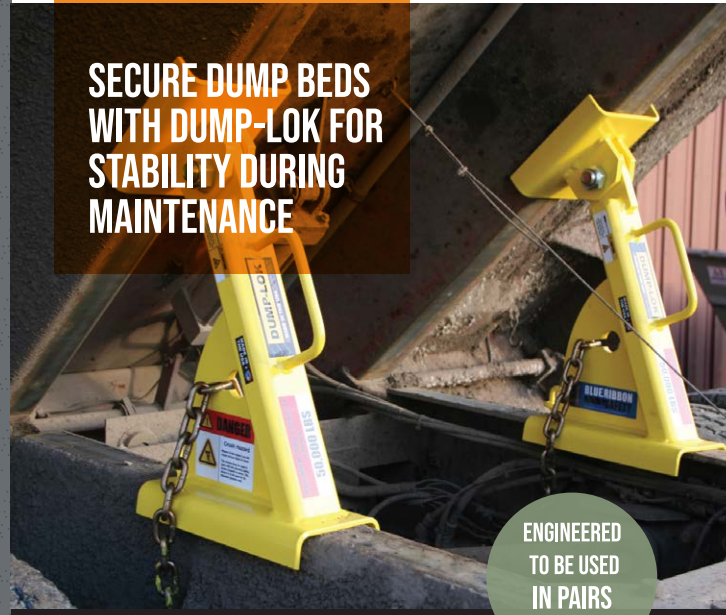
Slowly and carefully lower the dump bed to secure the Dump-Loks.



DO NOT "POWER DOWN" THE DUMP BOX! THIS CAN DAMAGE THE DUMP-LOK.



SECURE DUMP BEDS WITH DUMP-LOK FOR STABILITY DURING MAINTENANCE



ENGINEERED TO BE USED IN PAIRS

YOUR AUTHORIZED DUMP-LOK DEALER:



BLUE RIBBON SAFETY

MANUFACTURED AND DISTRIBUTED BY

takt

For more information: WWW.TAKTLLC.COM

SAFELY PREVENT INJURIES



DUMP-LOK®

A BLUE RIBBON SAFETY PRODUCT

SPECIFICATIONS

	UDL-105WT	UDL-105FT	UDL-106WT	UDL-106FT	UDL-107WT	UDL-107FT	UDL-108WT	UDL-108FT	UDL-109FT
OVERALL HEIGHT	21.00"	20.00"	21.00"	20.00"	21.00"	20.00"	21.00"	20.00"	34.00"
OVERALL WIDTH	5.25"	5.25"	6.50"	6.50"	7.50"	7.50"	8.50"	8.50"	9.50"
OVERALL LENGTH	12.00"	12.00"	12.00"	12.00"	12.00"	12.00"	12.00"	12.00"	23.50"
MAXIMUM TRUCK FRAME WIDTH	4.75"	4.75"	6.00"	6.00"	7.00"	7.00"	8.00"	8.00"	9.00"
WEIGHT (SINGLE)	42 LBS	42 LBS	43 LBS	43 LBS	44 LBS	44 LBS	45 LBS	45 LBS	165 LBS
MAXIMUM CAPACITY (PAIRS)	50,000 LBS	50,000 LBS	50,000 LBS	50,000 LBS	50,000 LBS	50,000 LBS	50,000 LBS	50,000 LBS	75,000 LBS
WARRANTY ON MANUFACTURER DEFECTS	1 YEAR	1 YEAR	1 YEAR	1 YEAR	1 YEAR	1 YEAR	1 YEAR	1 YEAR	1 YEAR



DUMP-LOK



UDL-105WT



UDL-105FT



UDL-105WT / UDL-106WT



UDL-106WT



UDL-106FT



UDL-109FT

MODELS


Trucks and trailers are not all made alike and neither are our Dump-Loks. We have models to accommodate different truck frame widths and dump box frames.

The UDL-105 is the most popular model, followed by the UDL-106. These models work with most dump trucks and dump trailers.

The UDL-109FT model is used in the mining industry and is extra heavy-duty for large mining trucks. It has a forklift pocket for ease of lifting onto the truck frame.


TOPS

There are two top options for models UDL-105, UDL-106, UDL-107 and UDL-108. Tops are interchangeable and can be purchased separately.



WIDE TOP

Used for frame to frame applications



FLAT TOP

Used for offset box frames or extra wide frames

