

INSTALLATION INSTRUCTIONS



- 1** **CHOCK WHEELS, RAISE EMPTY BED**
Carefully raise the bed. Release tailgate locking jaws to allow tailgate to open.




- 2** **PLACE GATE-LOK OVER TAILGATE PIN**
Make sure the pin is clear of debris and slide the Gate-Lok over pin. The narrow part of the chain slot faces in toward the tailgate.




- 3** **INSERT HANDLE END IN LOCKING JAWS**
Push tailgate fully open and insert the handle into the locking jaws.



- 4** **ENGAGE LOCKING JAWS**
Engage locking jaws to close around the Gate-Lok handle using the truck's locking lever.



- 5** **SECURE SPREADER CHAIN**
Feed the tailgate spreader chain into the chain locking tab, making sure it locks into place in the slot.



- 6** **PROPERLY INSTALLED GATE-LOK**
Gate-Lok is properly installed as shown.

IMPORTANT:
The Gate-Lok device is not meant to be used with the truck in motion as a tailgate prop while spreading material.

SECURE TAILGATES WITH GATE-LOK FOR SAFETY AND STABILITY DURING CLEANOUT



SEVERAL MODELS AVAILABLE

YOUR AUTHORIZED GATE-LOK DEALER:




BLUERIBBON SAFETY

MANUFACTURED AND DISTRIBUTED BY
takt

For more information: WWW.TAKTLLC.COM

SAFELY SECURE TAILGATES



GATE-LOK


A BLUE RIBBON SAFETY PRODUCT

SPECIFICATIONS

	GL-99SH	GL-100ST	GL-100ST-A	GL-100SC	GL-100SC-A	GL-105ST	GL-105ST-A	GL-105SC	GL-105SC-A
OVERALL LENGTH	24.00"	38.00"	38.00"	40.00"	40.00"	38.00"	38.00"	40.00"	40.00"
OVERALL WIDTH	4.0"	4.0"	4.0"	4.0"	4.0"	4.0"	4.0"	4.0"	4.0"
FITS TAILGATE PIN SIZE	1" TO 1-1/4"	1" TO 1-1/4"	1-1/2" TO 1-5/8"	1" TO 1-1/4"	1-1/2" TO 1-5/8"	1" TO 1-1/4"	1-1/2" TO 1-5/8"	1" TO 1-1/4"	1-1/2" - 1-5/8"
CHAIN TAB HOLE SIZE	5/16"	5/16"	5/16"	5/16"	5/16"	3/8"	3/8"	3/8"	3/8"
WEIGHT	8 LBS	10 LBS	10.5 LBS	10.5 LBS	10.5 LBS	10.5 LBS	10.5 LBS	11 LBS	11 LBS
SCRAPER	NO	NO	NO	YES	YES	NO	NO	YES	YES
WARRANTY ON MFG DEFECTS	1 YEAR	1 YEAR	1 YEAR	1 YEAR	1 YEAR	1 YEAR	1 YEAR	1 YEAR	1 YEAR

*ACTUAL SIZES AND WEIGHTS MAY VARY SLIGHTLY DUE TO MANUFACTURING AND FINISHING PROCESSES. MAKE SURE PIN IS CLEAR OF DEBRIS WHEN MEASURING.

GATE-LOK FEATURES



MODELS

Trucks and trailers are not all made alike and neither are our Gate-Loks. We have models to accommodate different tailgate pins and locking jaws as well as spreader chains.

Our standard models have a chain slot end to lock in the spreader chain to prevent the device from kicking out.

The scraper models have the chain slot plus an extended sharpened end to use to scrape debris.

CHAIN RETAINER

There are two style options for the chain retainer. The Standard is designed to simply lock the Gate-Lok in place using the spreader chain. The Scraper does the same, plus has the extended scraper section for debris removal.



■ STANDARD



■ SCRAPER

There are different models to accommodate multiple tailgate pin diameters as well as 7/16" or 3/8" spreader chain. Please reference the chart for your application.

